

CopperCraft Commercial and Industrial Dormers

BRIEF PRODUCT SPECIFICATION



CopperCraft dormers are self-contained, pre-fabricated units that require no additional framing and are ready to be set into place. Units include 12 inch wide factory soldered or welded roof flanges to receive slate, standing seam roof panels, shingles, tile, or other roofing materials.

CopperCraft louver dormers allow effective ventilation of attic areas while adding a distinguished look. When used in conjunction with soffit vents or gable vents, they can help reduce cooling costs.

- Dormers can be supplied with glass in lieu of louvers for light or decorative accents. Standard 1/4" tempered glass and optional 1/2" insulated glass is available.
- Standard dormers and custom designs are available.
- Large dormers include a pre-engineered aluminum frame, plywood substrate and metal cladding.



Our construction engineers are ready to help bring your design from concept to reality with professional project consultation. We work with customers to create the best project plans for all types of projects.

CopperCraft.com
800.486.2723

MANUFACTURER DESCRIPTION

- CopperCraft® 404 E. Dallas Road, Grapevine, TX 76051
- **Telephone:** 800.486.2723
- **Email:** info@CopperCraft.com
- **Website:** CopperCraft.com

AVAILABLE MATERIALS

16 oz. Copper	20 oz. Copper	Patina Copper	Vm Zinc
Steel	Aluminum	Galvanized	Rhenzink

*Materials vary by profile.

MATERIAL STANDARDS

Copper	ASTM B370	Copper sheet and strip for building materials
Pre-Patina Copper	ASTM B370/B882	Pre-patina copper sheet and strip for building materials
Freedom Gray Copper	ASTM A240/A240m	Revere's exacting internal specifications
Continental Bronze	ASTM B370	Copper sheet and strip for building materials, that has been oxidized to a uniform to a brown-black/statuary finish.
Vm Zinc	ASTM B69-11	Architectural zinc type 1
	ASTM B69-08	Standard spec for rolled zinc
Rhenzink	ASTM B69-11	Architectural zinc type 1
	ASTM B69-08	Standard spec for rolled zinc
Aluminum	ASTM B209-6	Standard specification for aluminum and aluminum-alloy sheet and plate.
Galvanized/Galvaneal	ASTM A653/A653m-11	Standard specification for steel sheet zinc-coated (galvanized) or zinc-iron alloy-coated (galvannealed) by the hot dip process
Steel	ASTM A792/A792m-03	Standard specification for steel sheet, 55% aluminum-zinc alloy-coated by the hot dip process

PRODUCT INSTALLATION

For specific installation instructions, visit CopperCraft.com/products

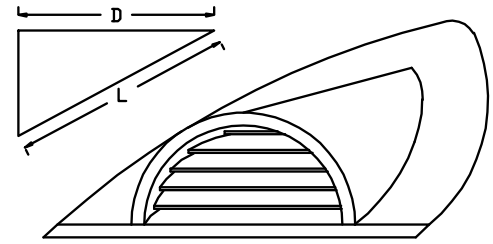


The following charts indicate sizes and framing requirements.

WXH		3 IN 12	3 IN 12	3 IN 12	6 IN 12	7 IN 12	8 IN 12	9 IN 12	10 IN 12	11 IN 12	12 IN 12
18 x 9	D	36.0	27.0	21.6	18.0	15.4	13.5	12.0	10.3	9.8	9.0
	L	37.1	28.5	23.4	20.1	17.9	16.2	15.0	14.0	13.3	12.7
24 x 12	D	48.0	36.0	28.8	24.0	20.6	18.0	16.0	14.4	13.0	12.0
	L	49.5	37.9	31.2	26.6	23.8	21.6	20.0	18.7	17.8	17.0
36 x 18	D	72.0	54.0	43.2	36.0	30.9	27.0	24.0	21.6	19.6	18.0
	L	74.2	56.9	46.8	40.2	35.7	32.5	30.0	27.1	26.6	25.5
48 x 24	D	96.0	72.0	57.6	46.0	41.1	36.0	32.0	28.8	26.2	24.0
	L	99.0	75.9	62.4	53.7	47.6	43.3	40.0	37.5	35.5	34.0
60 x 30	D	120.0	90.0	72.0	60.0	51.4	45.0	40.0	36.0	32.7	30.0
	L	148.4	94.9	78.0	67.1	59.5	54.1	50.0	46.9	44.4	41.4
72 x 36	D	144.0	106.0	86.4	72.0	61.7	54.0	48.0	43.2	39.3	36.0
	L	148.4	113.6	93.6	80.5	71.4	64.9	60.0	56.2	53.3	50.9
84 x 42	D	168.0	126.0	100.6	84.0	168.0	63.0	56.0	60.4	45.8	42.0
	L	173.2	132.6	109.2	93.9	173.2	75.7	70.0	65.6	62.2	59.4
96 x 48	D	192.0	144.0	115.2	96.0	192.0	72.0	64.0	67.6	52.4	48.0
	L	197.9	151.6	124.0	107.3	197.9	86.6	80.0	75.0	71.0	67.9

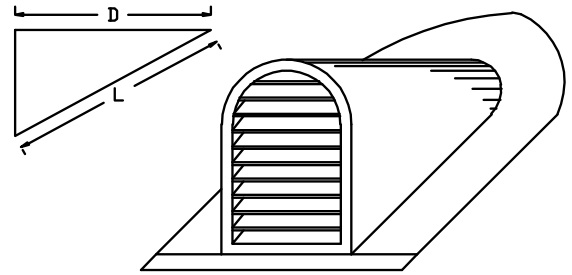
Requires Stiffener Seams

Requires Framing



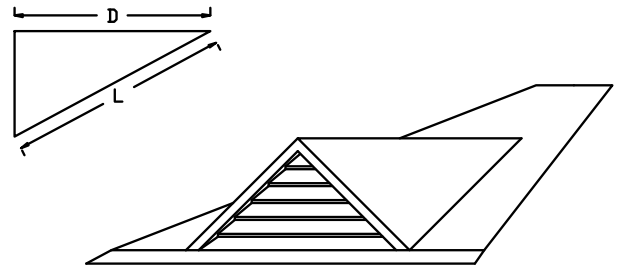
Half Round

WXH		3 IN 12	3 IN 12	3 IN 12	6 IN 12	7 IN 12	8 IN 12	9 IN 12	10 IN 12	11 IN 12	12 IN 12
18 x 36	D	144.0	108.0	86.4	72.0	61.7	54.0	48.0	43.2	39.3	36.0
	L	148.4	113.3	93.6	80.5	71.4	64.9	60.0	56.2	53.3	50.9
24 x 36	D	144.0	106.0	86.4	72.0	61.7	54.0	48.0	43.2	39.3	36.0
	L	148.4	113.8	93.6	80.5	71.4	64.9	60.0	56.2	53.3	50.9
24 x 48	D	N/A	144.0	115.2	96.0	82.3	72.0	64.0	57.6	52.4	48.0
	L	N/A	151.8	124.8	107.3	95.3	86.5	80.0	75.0	71.0	67.9
30 x 60	D	N/A	N/A	144.0	120.0	102.9	90.0	80.0	72.0	65.5	60.0
	L	N/A	N/A	156.0	134.2	119.1	106.2	100.0	93.7	88.8	84.9
36 x 60	D	N/A	N/A	144.0	120.0	102.9	90.0	80.0	72.0	65.5	60.0
	L	N/A	N/A	156.0	134.2	119.1	108.2	100.0	93.7	88.8	84.9



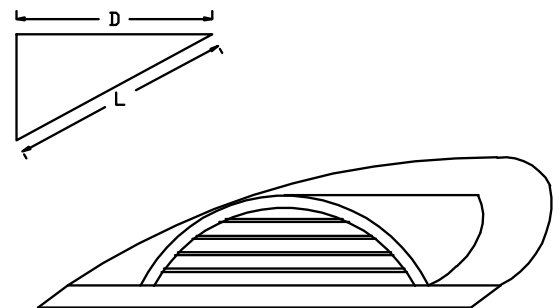
Round Top

WXH		3 IN 12	3 IN 12	3 IN 12	6 IN 12	7 IN 12	8 IN 12	9 IN 12	10 IN 12	11 IN 12	12 IN 12
24 x 12	D	48.0	36.0	28.8	24.0	20.6	18.0	16.0	14.4	13.0	12.0
	L	49.5	37.9	31.2	26.8	23.8	21.6	20.0	18.7	17.8	17.0
36 x 18	D	72.0	54.0	43.2	36.0	30.9	27.0	24.0	21.6	19.6	18.0
	L	74.2	56.9	46.8	40.2	35.7	32.5	30.0	28.1	26.6	25.5
48 x 24	D	96.0	72.0	57.6	48.0	41.1	36.0	32.0	28.8	26.2	24.0
	L	99.0	75.9	62.4	53.7	47.6	43.3	40.0	37.5	35.5	34.0
60 x 30	D	120.0	90.0	72.0	60.0	51.4	45.0	40.0	36.0	32.7	30.0
	L	123.7	94.9	78.0	67.1	59.5	54.1	50.0	46.9	44.4	42.4
72 x 36	D	144.0	108.0	86.4	72.0	61.7	54.0	48.0	43.2	39.3	36.0
	L	148.4	113.8	93.6	80.5	71.4	64.9	60.0	56.2	53.3	50.9
84 x 42	D	168.0	126.0	100.8	84.0	72.0	63.0	56.0	50.4	45.8	42.0
	L	173.2	132.8	109.2	93.9	83.4	75.7	70.0	65.6	62.2	59.4
96 x 48	D	192.0	144.0	115.2	96.0	82.3	72.0	64.0	57.6	52.4	48.0
	L	197.9	151.8	124.8	107.3	95.3	83.6	80.0	75.0	71.0	67.9



Gable

WXH		3 IN 12	4 IN 12	5 IN 12	6 IN 12	7 IN 12	8 IN 12	9 IN 12	10 IN 12	11 IN 12	12 IN 12
24 x 9	D	36.0	27.0	21.6	18.0	15.4	13.5	12.0	10.8	9.8	9.0
	L	37.1	26.5	23.4	20.1	17.9	16.2	15.0	14.0	13.3	12.7
36 x 12	D	48.0	36.0	28.8	24.0	20.6	18.0	16.0	14.4	13.0	12.0
	L	49.5	37.9	31.2	26.8	23.8	21.6	20.0	18.7	17.8	17.0
46 x 15	D	60.0	45.0	36.0	30.0	25.7	22.5	20.0	18.0	16.4	15.0
	L	61.8	47.4	39.0	33.5	29.8	27.0	25.0	23.4	22.2	21.2
54 x 18	D	72.0	54.0	43.2	36.0	30.9	27.0	24.0	21.6	19.6	18.0
	L	74.2	56.9	46.8	40.2	35.7	32.5	30.0	28.1	26.6	25.5
72 x 24	D	96.0	72.0	57.6	48.0	41.1	36.0	32.0	28.8	26.2	24.0
	L	99.0	75.9	62.4	53.7	47.6	43.3	40.0	37.5	35.5	34.0
90 x 30	D	120.0	90.0	72.0	60.0	51.4	45.0	40.0	36.0	32.7	30.0
	L	148.4	94.9	78.0	67.1	59.5	54.1	50.0	46.9	44.4	42.4



Eye Brow